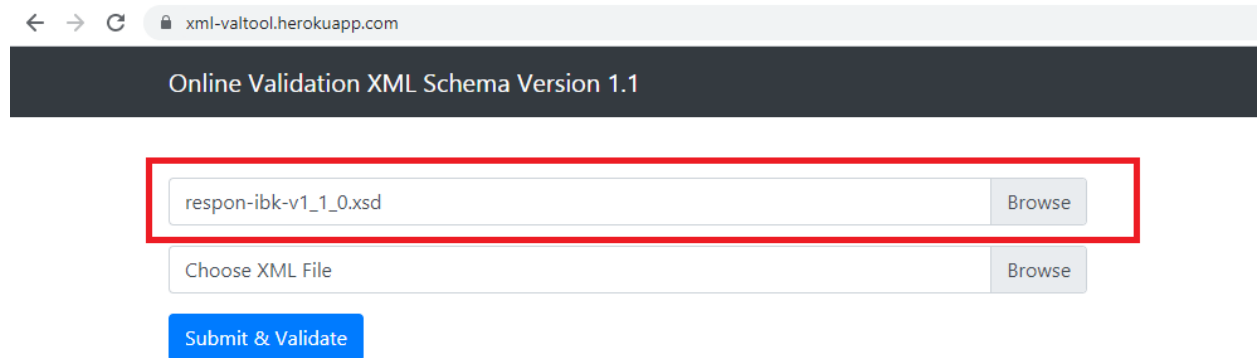


Validasi File XML berdasarkan XSD Versi 1.1

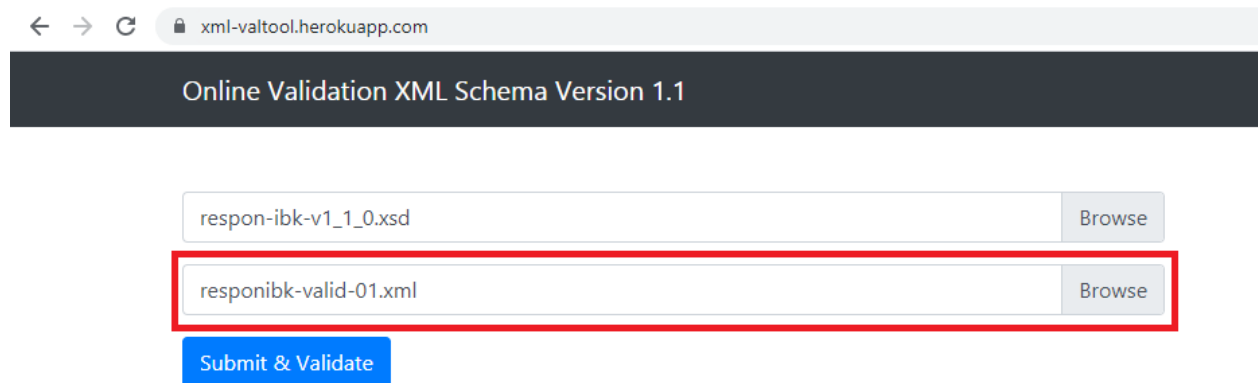
Contoh validasi ini menggunakan file XML dummy yang disediakan pada folder ContohXmlRespon berdasarkan file XSD yang ada pada folder FormatDataStandar.

1. Pilih File XSD



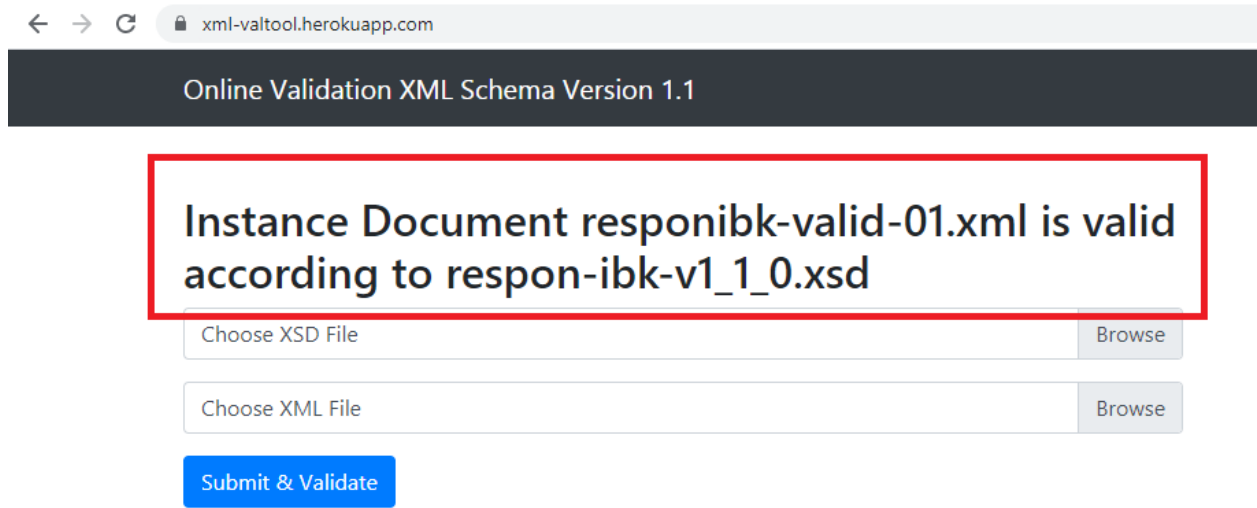
The screenshot shows a web browser window with the URL `xml-valtool.herokuapp.com`. The page title is "Online Validation XML Schema Version 1.1". There are two input fields for file selection. The first field contains the text "respon-ibk-v1_1_0.xsd" and has a "Browse" button to its right. The second field contains the text "Choose XML File" and also has a "Browse" button to its right. Below these fields is a blue button labeled "Submit & Validate". A red rectangular box highlights the first input field and its "Browse" button.

2. Pilih File XML

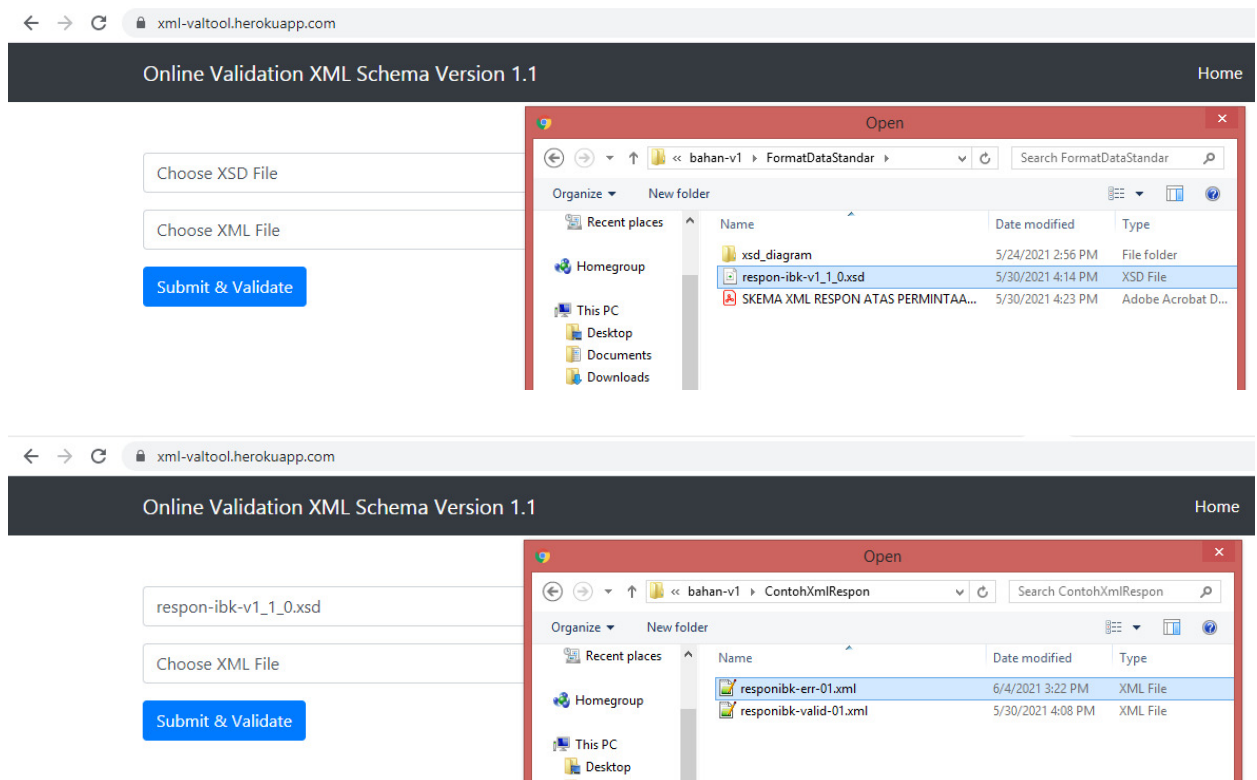


The screenshot shows the same web browser window as in the previous step. The page title remains "Online Validation XML Schema Version 1.1". The first input field now contains "respon-ibk-v1_1_0.xsd" and has a "Browse" button. The second input field now contains "responibk-valid-01.xml" and has a "Browse" button. A red rectangular box highlights the second input field and its "Browse" button. The "Submit & Validate" button is still visible below the input fields.

3. Jalankan Validasi (Contoh File XML Valid)



4. Membaca Pesan Error Validasi XML (Contoh File XML dengan Error)



**Error found while validating the file line: 69
column: 16 message: Assertion evaluation
(`'not(statusNasabah = '1') or dataKeuangan'`) for
element `'responseData'` on schema type
`'responseDataType'` did not succeed.**

Choose XSD File

Browse

Choose XML File

Browse

Submit & Validate

Error menunjukkan bahwa file xml tidak valid, ditemukan kesalahan pada baris ke 69, berdasarkan asersi yang menguji bahwa apabila elemen statusNasabah bernilai 1 maka elemen data keuangan harus ada dalam file XML. Penjelasan mengenai asersi yang diterapkan dapat dilihat pada panduan XSD.